


THE WORK HAS JUST STARTED DAY ONE BUILDING TRAY'S





We started with the weekend warrior on November 22, 2008





*We built 200 trays.
This was just the
start October 2008*





***Counting our first
spat order
Nov 22, 2008***





Part of the First Order of Oysters





Fish Sorting and cleaning spa April 2009

The crew



The Seed Sorter



Trays to Hold the Spot Berry Oysters



Stacks and stacks of trays



***Another
beginning:
Filling the tray's***



Assembling trays into stacks of eight and attaching the bridle





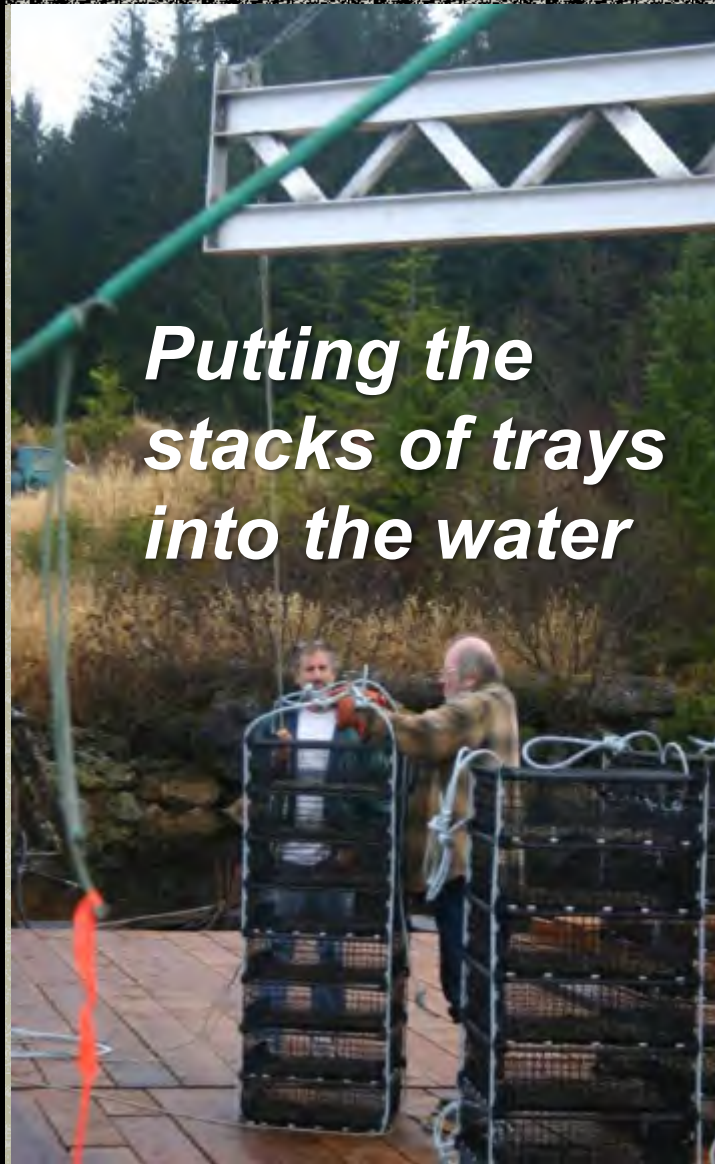
Assembly completed and ready for deployment





Weekend warrior floats







POOL PARTY






Deploying the baskets of oyster seed





Seeding completed, now time for a break





*One growing
season later*

*Sorting,
Separating,
and tumbling
required*







***Building for the
farm May, 2010***





***Getting ready to tow out
to the farm (Notice the
rock anchors)
June 18, 2010***





*Great weather to
tow out to the
farm July 2010*





Oysters needing sorting and tumbling





The new sorter



Sorting and tumbling oysters at our farm





***Our oysters less
than two years old.
May 2010***







Alaska Gold Oyster Farm

